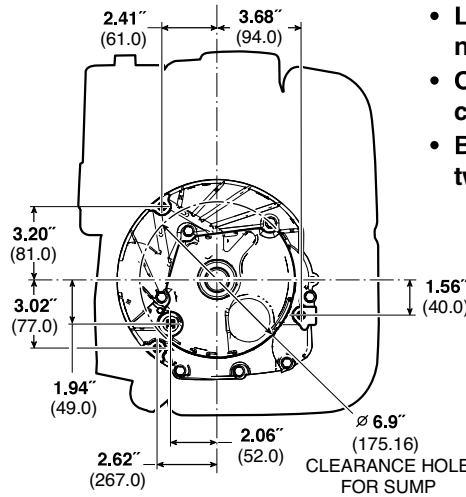
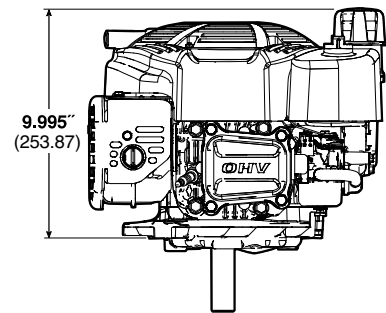
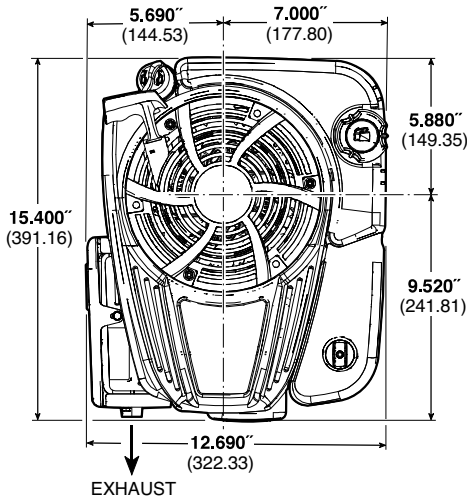


8.75 Gross Torque 190 CC

Bore 2.69 in. (68.3 mm)

Stroke 2.04 in. (51.8 mm)

Oil Capacity 18-20 fl. oz. (0.54 - 0.59 L)



Features:

- **Kool Bore™** aluminum alloy bore for cooler operation
- **ReadyStart®** provides easy no prime/ no choke starting
- Certified to CARB Tier III and meets EPA 2012 Phase 3 Standards
- Large rewind starter reduces pulling effort for easy starting
- Maintenance-free **Magnetron®** electronic ignition for quick, dependable starts
- Mechanical torque control for additional power
- Composite camshaft for quieter operation
- Commercial grade air cleaner with dual seals for longer engine life
- Large tube-outlet muffler reduces noise levels
- Overhead valve design (OHV) for cooler operation and longer valve life
- Buyer protection package provides two-year consumer engine warranty

Model Type	Shipping Weight	Crankshaft	Crankshaft (P.T.O.) Extension	Dimension	Starter Position	Ext. Starter Rope	Governor	Controls	Ready Start	Heavy Flywheel	Oil Pump w/Filter	Fuel Tank (Quarts)	Top Governor Speed	Notes
121S02														
0005	32	796469	Tapped 3/8-24, 2 WK & Keyway, 7/8" dia.	3-5/32(b)	5:30	X	M	R/MF	X	X		1.6	3100	
0015	30	796469	Tapped 3/8-24, 2 WK & Keyway, 7/8" dia.	3-5/32(b)	5:30	X	M	R/MF	X			1.6	3100	▼
0021		746728	Tapped 3/8-24, WK & Keyway, 7/8" dia.	2-7/16(b)	5:30	X	M	R/MF	X			1.6	3100	▼
0022		796467	Tapped 3/8-24, WK & Keyway, 7/8" dia.	1-13/16(b)	5:30	X	M	FC	X	X		1.6	3800	
0025	29	796468	Tapped 3/8-24, 2 WK & Keyway, 25mm dia.	3-5/32(b)	5:30	X	M	R/MF	X			1.6	3100	▼
121S07														
0060	33	796469	Tapped 3/8-24, 2 WK & Keyway, 7/8" dia.	3-5/32(b)	5:30	X	M	R/MF	X			1.6	3100	▼■
0062	33	796468	Tapped 3/8-24, 2 WK & Keyway, 25 mm dia.	3-5/32(b)	5:30	X	M	R/MF	X			1.6	3100	▼■
121S12														
0008	33	796469	Tapped 3/8-24, 2 WK & Keyway, 7/8" dia.	3-5/32(b)	5:30	X	M	R/MF	X	X		1.6	3800	
121S72														
0030		796468	Tapped 3/8-24, 2 WK & Keyway, 25 mm dia.	3-5/32(b)	5:30	X	M	R/MF	X		X	1.6	3100	▼
121S77														
0063	33	796468	Tapped 3/8-24, 2 WK & Keyway, 25 mm dia.	3-5/32(b)	5:30	X	M	R/MF	X		X	1.6	3100	▼■

▼ The features on this engine are designed to meet Section 1205.5 of the Consumer Product Safety Commission Safety Standards.

■ Engine equipped with 12 Volt Gear Drive Starter and .5 Amp DC Alternator.