

14.50 Gross Torque 305 CC

Bore 3.12 in. (79.2 mm)

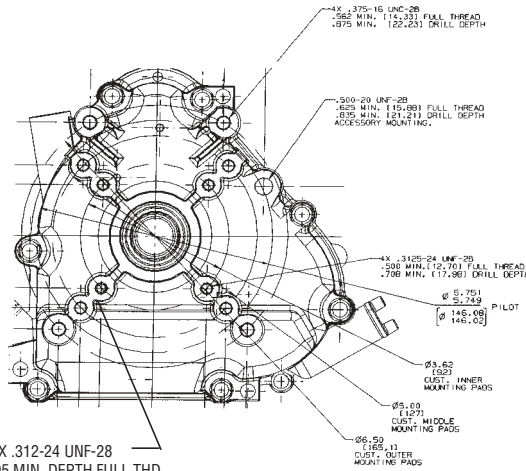
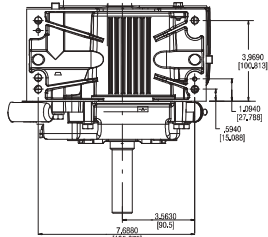
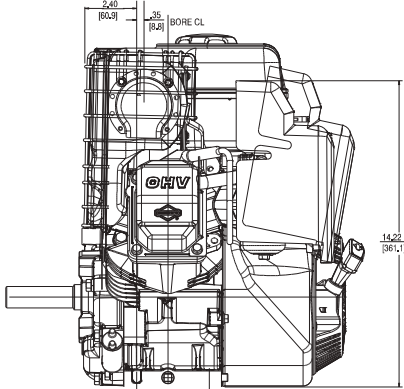
Stroke 2.44 in. (61.9 mm)

Oil Capacity 26-28 fl. oz. (0.77 - 0.83 L)

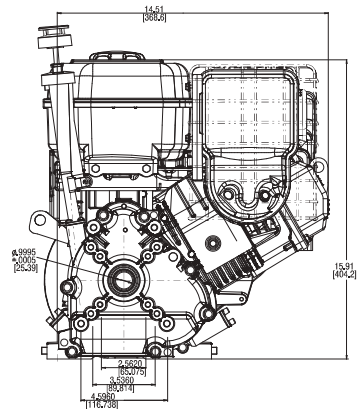


Features:

- Dura-Bore™ cast iron cylinder sleeve for extended life
- Maintenance-free Magnetron® electronic ignition for quick, dependable starts
- Dual-Clean™ air cleaner pleated paper filter with a foam pre-cleaner ensures maximum protection for extended engine life
- Overhead valve design (OHV) for cooler operation and longer valve life
- Buyer protection package provides two-year consumer engine warranty



4X .312-24 UNF-28
.750 19.05 MIN. DEPTH FULL THD.
ON Ø5.000 127.00 B.C.



To make the center line of crankshaft the same as 190000 and 250000 Model Series, order 695154 spacer kit.

Model Type	Shipping Weight	Crankshaft	Crankshaft (P.T.O.) Extension	Dimension	Starter Position Bolt-On/Changeable	Governor	Controls	Flange Mtg.	Manual Choke	Remote Stop Switch	Oil Gard	Fuel Tank (Quarts)	Top Governor Speed	Notes
20S232														
0035	52	794719	Threaded 1-14, 1" tapped length	3-21/32(c)	10:30	M	AG/R/MF	X	X	X		4	3600	•
0036	52	794716	1" dia., Keyway, tapped 3/8-24	2-29/32(c)	10:30	M	AG/R/MF	X	X	X		4	3600	•
0037	54	794717	1" dia., Keyway, tapped 7/16-20	3-21/32(c)	10:30	M	AG/R/MF	X	X	X	X	4	3600	• □
0038	63	794718	Tapered, tapped 5/16-24	4-11/32(c)	10:30	M	AG/R/MF	X	X	X		4	3750	•
0063	65	794720	3/4" dia., 3/16 Keyway, tapped 3/8-24	2-21/32(c)	10:30	M	AG/R/MF	X	X	X		4	3600	•
20S237														
0041	71	794716	1" dia., Keyway, tapped 3/8-24	2-29/32(c)	10:30	M	AG/R/MF	X	X	X		4	3600	• ◆
0042	62	794717	1" dia., Keyway, tapped 7/16-20	3-21/32(c)	10:30	M	AG/R/MF	X	X	X	X	4	3600	• ◆ □
1533	69	794720	3/4" dia., 3/16 Keyway, tapped 3/8-24	2-21/32(c)	10:30	M	AG/R/MF	X	X	X		4	3600	• □
20S252														
0049	65	794721	6 to 1 gear reduction ccw rotation gear shaft, 1" dia Keyway	3-1/8(a)	10:30	M	AG/R/MF		X	X		4	3600	
20S257														
0050	84	794721	6 to 1 gear reduction ccw rotation gear shaft, 1" dia Keyway	3-1/8(a)	10:30	M	AG/R/MF		X	X		4	3600	◆

◆ Engine equipped with 12 Volt Gear Drive Starter and 10 Amp DC Alternator with Starter Panel Assembly.

□ Engine equipped with 12 Volt Gear Drive Starter and 3 Amp DC Alternator. □ DP bearing Magneto Side • Ball bearing PTO