

16.50 Gross Torque 342 CC

Bore 3.30 in. (83.8 mm)

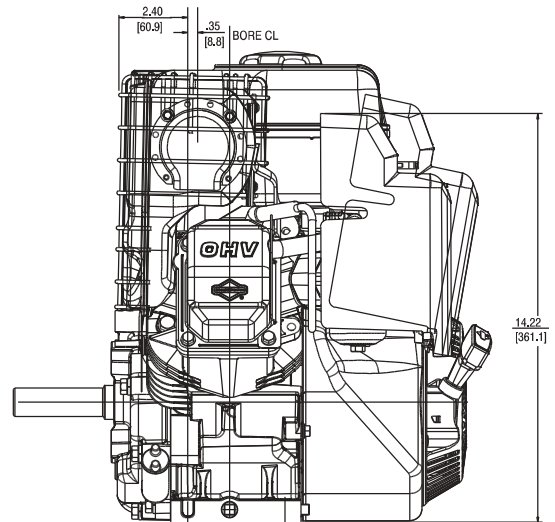
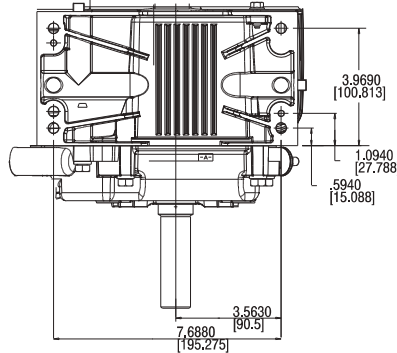
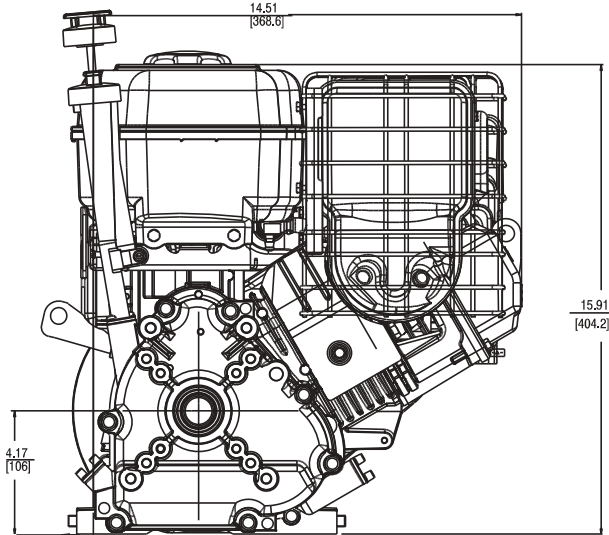
Stroke 2.44 in. (61.9 mm)

Oil Capacity 26-28 fl. oz. (0.77 - 0.83 L)



Features:

- Dura-Bore™ cast iron cylinder sleeve for extended life
- Maintenance-free Magnetron® electronic ignition for quick, dependable starts
- Overhead valve design (OHV) for cooler operation and longer valve life
- Dual-Clean™ air cleaner pleated paper filter with a foam pre-cleaner ensures maximum protection for extended engine life
- Buyer protection package provides two-year consumer engine warranty



To make the center line of crankshaft the same as 190000 and 250000 Model Series, order 695154 spacer kit.

Model Type	Shipping Weight	Crankshaft	Crankshaft (P.T.O.) Extension	Dimension	Starter Position Bolt-On/Changeable	Governor	Controls	Flange Mtg.	Manual Choke	Remote Stop Switch	Oil Gard	Fuel Tank (Quarts)	Top Governor Speed	Notes
21S232														
1036	62	794717	1" dia., Keyway, tapped 7/16-20	3-21/32(c)	10:30	M	AG/R/MF	X	X	X		4	3600	•
21S237														
0043		794718	Tapped, tapped 5/16-24	4-11/32(c)	10:30	M	FC	X	X	X	X	4	3750	•

• Ball bearing PTO