

Professional Series™ Snow 21.00 Gross Torque

420 CC

Bore 3.54 in. (89.92 mm)

Stroke 2.60 in. (66.04 mm)

Oil Capacity 37 fl. oz. (1.09 L)

FEATURES:

Qualified to start down to -20° F

Specially-designed covers and recoil for protection in cold weather operations

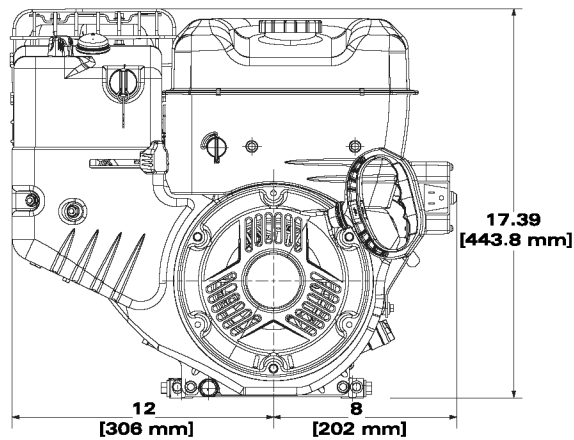
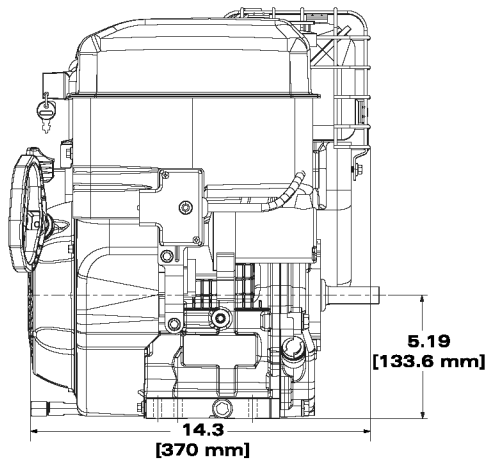
Super Lo-Tone™ muffler option provides quieter operation

Oversized controls for easy starting and operation with gloves or mittens

Aluminized or coated mufflers resist corrosion for longer life and provide quiet operations

Electric starter option eliminates the need to pull a rope

Buyer protection package provides two-year limited consumer engine warranty



*All power levels are stated gross torque at 2600 RPM per SAE J1940 as rated by Briggs & Stratton.

MTT	Crankshaft #	P.T.O. Diameter	Drilled & Tapped	Keyway	Length	Starter Position	Controls	Manual Choke	Primer	Flange Mtg.	Accy Mtg. Boss	Stop Switch	Oil Sensor	Fuel Tank (Qt.)	Alternator	Governed Speed	Notes
25M137																	
0007-F1	591097	3/4 in.	3/8-24	3/16-Sq	2-19/64	2:00	MF	Yes	Yes	Yes		Yes		5.9	9A,DC	3600	3,6
0019-F1	799842	1 in.	7/16-20	1/4-Sq	2-49/64	2:00	MF	Yes	Yes	Yes		Yes		5.9	60W,AC	3600	3

(3) 110 Volt Gear Drive Starter (6) Battery-Less Alternator

Base mounting dimensions are on the next page

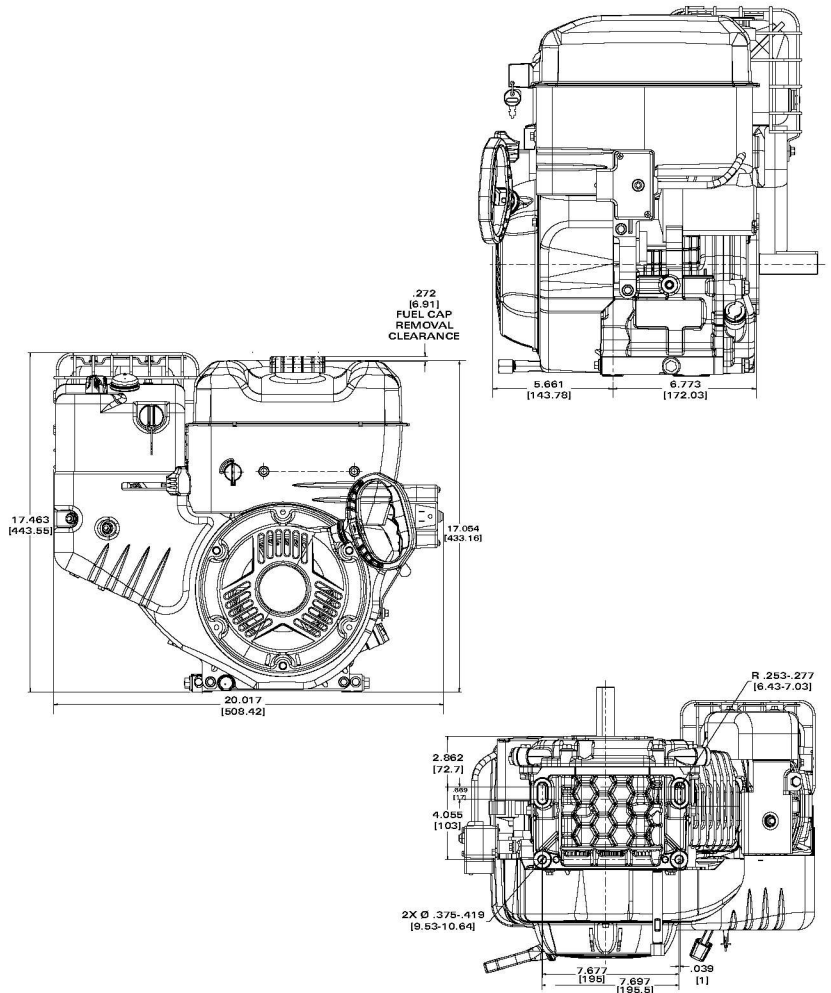
PROFESSIONAL SERIES™ SNOW 21.00 GROSS TORQUE*

420 CC

Bore 3.54 in. (90.00 mm)

Stroke 2.60 in. (66.00 mm)

Oil Capacity 37 fl. oz. (1.09 L)



FEATURES:

Qualified to start down to -20° F

Specially-designed covers and recoil for protection in cold weather operations

Super Lo-Tone™ muffler option provides quieter operation

Oversized controls for easy starting and operation with gloves or mittens

Aluminized or coated mufflers resist corrosion for longer life and provide quiet operations

Electric starter option eliminates the need to pull a rope

Buyer protection package provides two-year limited consumer engine warranty**

MTT	Crankshaft #	P.T.O. Diameter	Drilled & Tapped	Keyway	Length	Starter Position	Controls	Flange Mtg.	Manual Choke	Remote Choke	Remote Stop Switch	Oil Sensor	Fuel Tank (Quarts)	Top Governor Speed	Notes
25M137															
0019-F1	799842	1 in.	7/16-20	1/4-Str.	2-49/64	2:00	MF	X	X				5.9	3600	11,22
0007-F1	591097	3/4 in.	3/8-24	3/16-Str.	2-19/64	2:00	MF	X	X				5.9	3600	11,25

*All power levels are stated gross torque at 2600 RPM per SAE J1940 as rated by Briggs & Stratton.

(11) PTO Ball Bearing

(22) Engine equipped with 110 Volt Gear Drive Starter and 60W AC Only Alternator

(25) Engine equipped with 110 Volt Gear Drive Starter and 9 AMP DC Battery-less Alternator

**The shaft height on this engine is 5.25"
(As is shown on page 1 of this pdf)**