

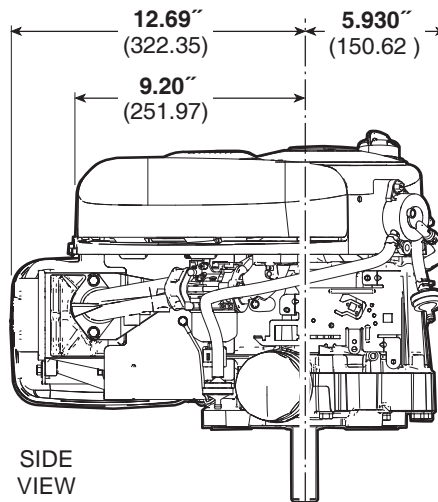
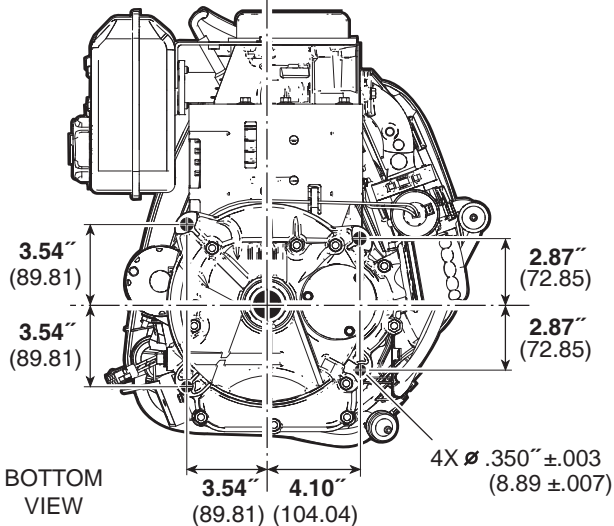
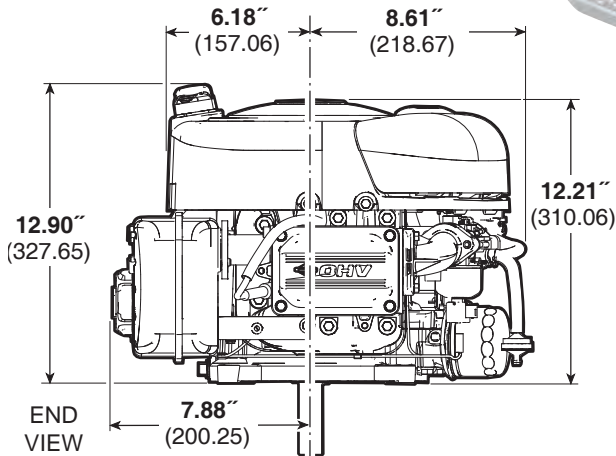
Power Built™ 15.5 Gross HP 500 CC

Bore 3.56 in. (90.5 mm)
Stroke 3.06 in. (77.6 mm)
Oil Capacity 48 fl. oz. (1.4 L)



Features:

- Dura-Bore™ cast iron cylinder sleeve for extended life
- Float carburetor for consistent easy starting
- Maintenance-free Magnetron® electronic ignition for quick, dependable starts
- Dual-Clean™ air cleaner pleated paper filter with a foam pre-cleaner ensures maximum protection for extended engine life
- Overhead valve design (OHV) for cooler operation and longer valve life
- Patented linear balancing system provides smoother performance
- Buyer protection package provides two-year consumer engine warranty



Model Type	Shipping Weight	Crankshaft	Crankshaft (P.T.O.) Extension	Dimension	Starter Position Bolt-On/Changeable	Ext. Oil Fill & Dipstick	Governor	Controls	Pulse Fuel Pump	Oil Pump with Filter	Choke-A-Matic®	Ground Wire Terminal	Fuel Tank (Quarts)	Top Governor Speed	Notes
31A607															
0026	80	697127	Tapped 7/16-20, Keyway, 1" dia.	3-5/32(b)		X	M	R	X		X	X	■	3300	▼
31A677															
0036	82	697127	Tapped 7/16-20, Keyway, 1" dia.	3-5/32(b)		X	M	R	X	X	X	X	■	3400	▼

■ Fuel tank omitted. ▼ Engine equipped with 12 Volt Gear Drive Starter and 9 Amp DC Alternator.