

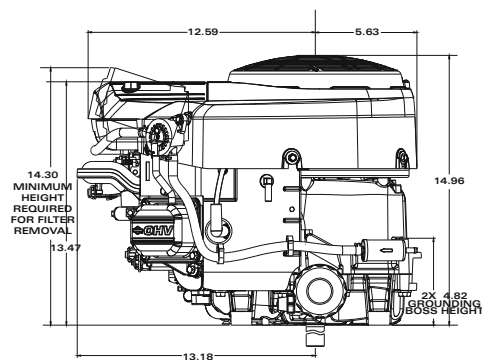
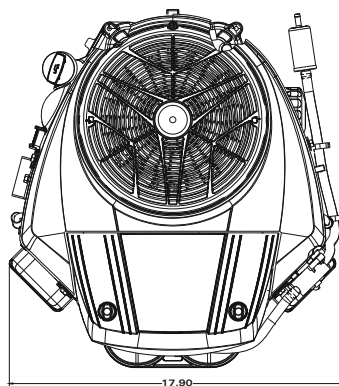
PROFESSIONAL SERIES™ 27.0 GROSS HP†

810 CC

Bore 3.30 in. (83.81 mm)

Stroke 2.90 in. (73.41 mm)

Oil Capacity 64 fl. oz. (1.90 L)



FEATURES:

Mechanical compression release for easy, reliable starting

Chrome plated exhaust valves reduce valve wear providing longer life

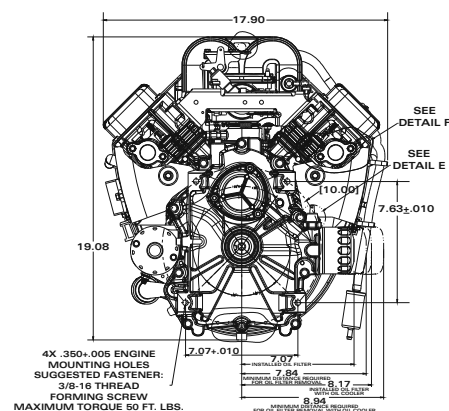
Premium high capacity air, oil and fuel filters provide longer maintenance intervals and more engine protection

Increased cylinder block structure for added strength and durability

Cooling fin inspection panels speed debris inspection and cleaning

Full pressure lubrication with spin-on oil filter assures controlled lubrication for extended component life

Buyer protection package provides two-year limited consumer and commercial engine warranty**



| MTT | Crankshaft # | P.T.O. Diameter | Drilled & Tapped | Keyway | Length | Starter Position | Cyclonic Air Filter | Controls | Oil Cooler | Fuel Pump, Integral | Oil Pump with Filter | Choke-A-Matic | ReadyStart® | Remote Choke | Ground Wire Terminal | EMF | Top Governor Speed | Notes |
|---------------|--------------|-----------------|------------------|----------|---------|------------------|---------------------|----------|------------|---------------------|----------------------|---------------|-------------|--------------|----------------------|-----|--------------------|-------|
| 49S877 | | | | | | | | | | | | | | | | | | |
| 0007-G1 | 796857 | 1 in. | 7/16-20 | 1/4-Str. | 3-5/32 | | | R | X | X | X | | | | X | X | 3300 | 6 |
| 0008-G1 | 796855 | 1-1/8 in. | 7/16-20 | 1/4-Str. | 4-19/64 | | | R | X | X | X | | | | X | X | 3300 | 6 |
| 0015-G1 | 796855 | 1-1/8 in. | 7/16-20 | 1/4-Str. | 4-19/64 | | | R | X | X | X | X | | | X | | 3300 | 6 |

†All power levels are stated gross horsepower at 3600 RPM per SAE J1940 as rated by Briggs & Stratton.

(6) Engine equipped with 12 Volt Gear Drive Starter and 16 AMP DC Alternator