

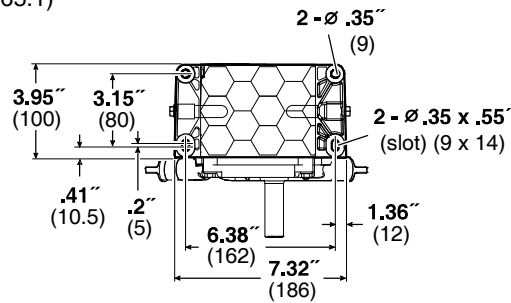
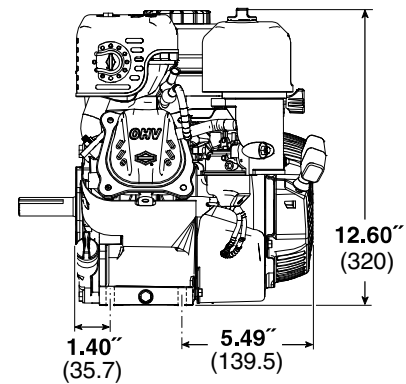
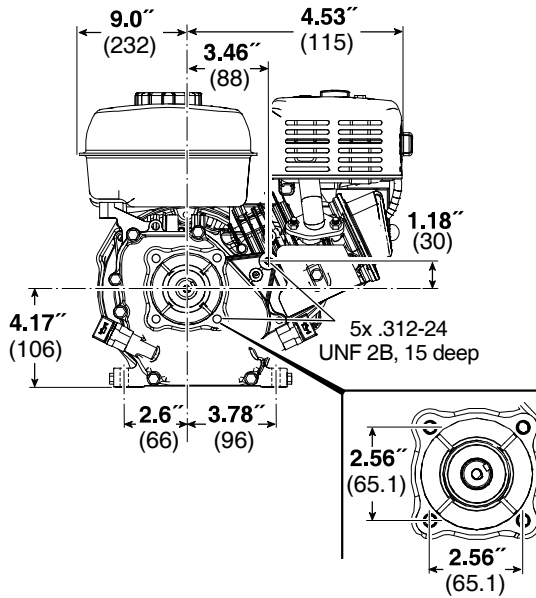
5.50 Gross Torque 127 CC

Bore 2.44 in. (62 mm)
Stroke 1.65 in. (42 mm)
Oil Capacity 18-20 fl. oz. (0.54 - 0.59 L)



Features:

- Dura-Bore® cast iron cylinder sleeve for extended life
- Float carburetor for consistent, easy starting
- Maintenance-free Magnetron® electronic ignition for quick, dependable starts
- Maxi-Clean™ automotive-type pleated paper air filter provides superior protection for long engine life
- Buyer protection package provides two-year consumer warranty



Model Type	Shipping Weight	Crankshaft	Crankshaft (P.T.O.) Extension	Dimension	Starter Position	Oil Filler & Drain	Governor	Controls	Manual Choke	Fuel Tank (Quarts)	Ground Wire Terminal	Accessory Mtg. Boss	Heavy Flywheel	Top Governor Speed	Notes
83132															
0035	35	797529	3/4" dia., Keyway, tapped 5/16-24	2-27/64(c)	12	D	M	R/AG/MF	X	2	X	X	X	3600	*
0036		797695	Threaded 5/8-18	2-27/64(c)	12	D	M	R/AG/MF	X	2	X	X	X	4000	*
0038		797690	Tapered, tapped 5/16-24	2-13/16(c)	12	D	M	AG	X	2	X	X	X	3750	
0040		797709	5/8" dia., Keyway, tapped 1/4-28	2-27/64(c)	12	D	M	R/AG/MF	X	2	X	X	X	3300	*
83152															
0049	43	797689	6 to 1 Gear reduction CCW rotation, Gear Shaft, 3/4" dia., Keyway	2(a)	12	D	M	R/AG/MF	X	2	X		X	3300	†

* Ball Bearing - PTO side only † Gear reduction at 9 o'clock position