




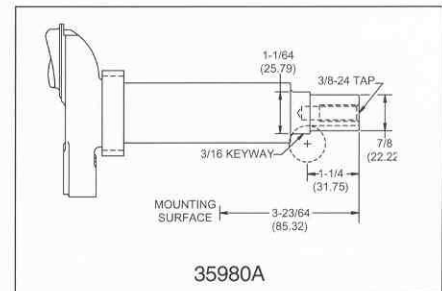
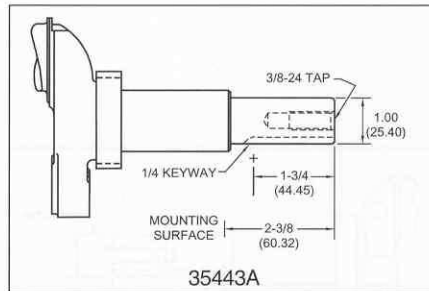
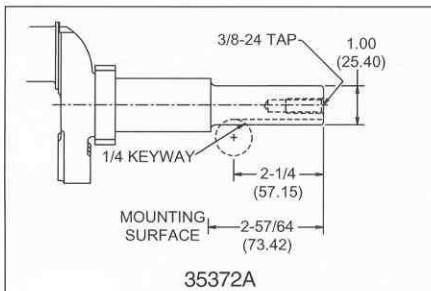
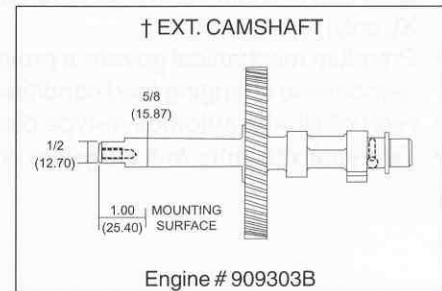
# 9.0 HORSEPOWER WINTER APPLICATION

<b>MODEL</b>	<b>LH318SA, HMSK90</b>
HORSEPOWER	9.0 5.97 kW
BORE & STROKE	3.125 x 2.532 in. 79.38 x 64.31 mm
DISPLACEMENT	19.43 cu. in. 318 cc
OIL CAPACITY	26 oz. .77 ltr.
(APPROX.) WEIGHT	55 lbs. 25.0 kg
BOLT MTG. CIRCLE	3.625 & 5 in. 90 mm & 130 mm



## FEATURES

- Manual choke and easy start primer give fast, reliable starts on the coldest days.
- Winter Engineered® to prevent ice buildup and engine shut downs.
- Cast iron cylinder sleeve for extended engine life. (Enduro® XL only)
- Premium mechanical governor provides positive, instant response to changing load conditions.
- High oil fill with automotive-type dipstick.
- Two-year warranty with ten years on electronic ignition.



Part Number	Customer	Crankshaft Service Part No.	Charging System	Controls	Provisions for Electric Starter	Oil Drain	Fuel Tank (pg. 3) Ref. No.	Top Governed Speed
909300A	Standard	35372A	3 Amp A.C.	Manual	x *	Dual Side	4 qt. (3.79 ltrs.) Ref. 4	3450
909301A	Standard	35443A		Manual	x *	Dual Side	4 qt. (3.79ltrs.) Ref. 4	3250
909303B	MTD †	35980A	18 Watt	Manual	x *	Front Dual Side	4 qt. (3.79 ltrs.) Ref. 4	3600

\* 33329E - 120 Volt electric starter can be installed.

† 2:1 Extended camshaft