



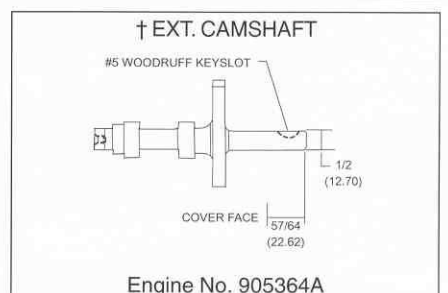
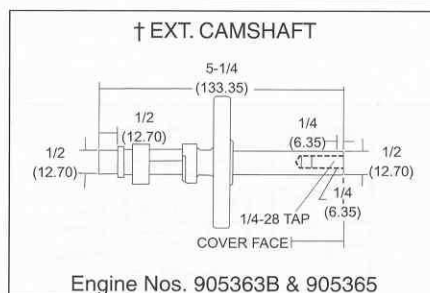
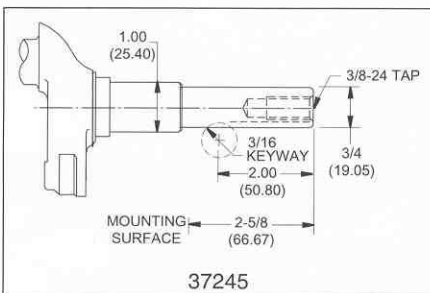
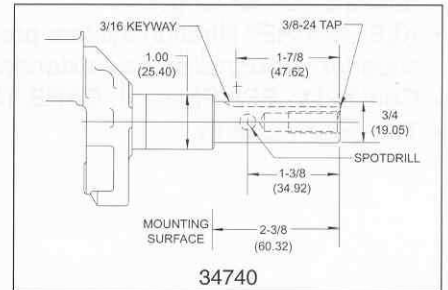
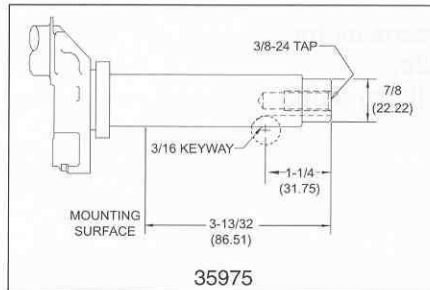
5.0 HORSEPOWER WINTER APPLICATION

MODEL	LH195SA, HSSK50
HORSEPOWER	5.0 3.73 kW ¹
BORE & STROKE	2.795 x 1.938 in. 70.99 x 49.23 mm
DISPLACEMENT	11.88 cu. in. 195 cc
OIL CAPACITY	21 oz. .62 ltr.
(APPROX.) WEIGHT	33 lbs. 15.0 kg
BOLT MTG. CIRCLE	3.625 in. 90 mm



FEATURES

- Manual choke and easy start primer give fast, reliable starts on the coldest days.
- Winter Engineered[®] to prevent ice buildup and engine shut downs.
- Premium mechanical governor provides positive, instant response to changing load conditions.
- High oil fill with automotive-type dipstick.
- Two-year warranty with ten years on electronic ignition.



Part Number	Customer	Crankshaft Service Part No.	Provisions for Electric Starter	Controls	Oil Drain	Fuel Tank (pg. 3) Ref. No.	Top Governed Speed	Note
905363B	MTD	35975	X *	Remote/Manual Convertible	Dual Sides & Front	2 qt. (1.89 ltrs.) Ref. 4	3750	†
905364A	Standard	34740	X *	Remote/Manual Convertible	Dual Sides & Front	2 qt. (1.89 ltrs.) Ref. 4	3750	†
905365	Standard	35975	X *	Remote/Manual Convertible	Dual Sides & Front	2 qt. (1.89 ltrs.) Ref. 4	3750	†
905367	Murray	37245	X *	Remote/Manual Convertible	Dual Sides & Front	2 qt. (1.89 ltrs.) Ref. 4	3750	†

* 33290E - 120 Volt electric starter can be installed.

† 2:1 Extended camshaft.