Fig-1 BASIC

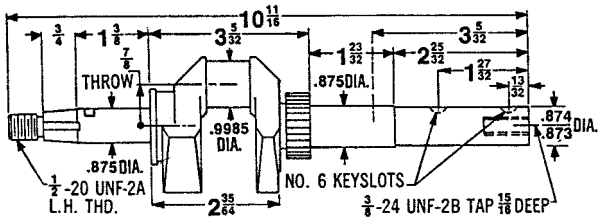

260091 (NLA)
260390 (NLA)

Fig-2

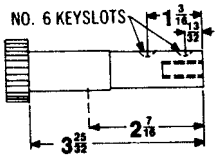

260092 (NLA)

Fig-3

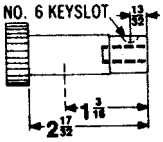

260093 (NLA)

Fig-4

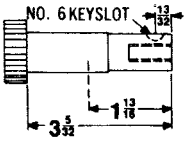

260094 (NLA)

Fig-5

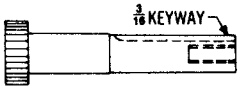

260234 (NLA)

Fig-6

Fig-7

Fig-8

Fig-9

Fig-10

Fig-11

Fig-12

Fig-13

Fig-14

Fig-15

Fig-16

Fig-17

Fig-1 BASIC

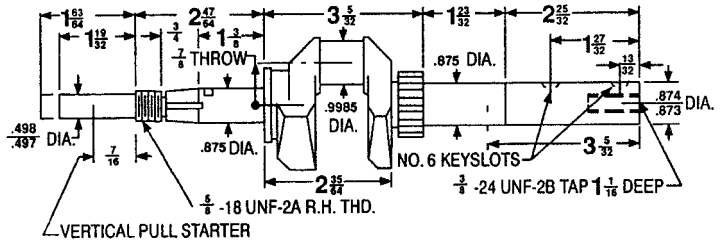

260095 (NLA)
260231 (NLA)
260911 (NLA)
261011 (NLA)
261021 (NLA)
261659 (NLA)
394030 (NLA)
396403 (NLA)
397218 (NLA)
493016 PRO

Fig-2

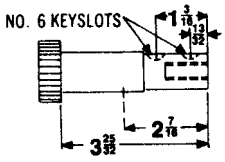

260096 (NLA)
260912 (NLA)
261012 (NLA)
261022 (NLA)
394322 (NLA)
396578 (NLA)

Fig-3

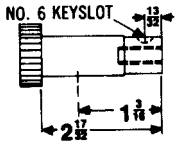

260097 PR
260913 (NLA)
261013 (NLA)
261023 (NLA)
261660 (NLA)
394507 PVY
397222 PRK
493618 PRO

Fig-4

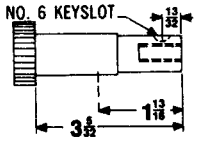

260098 (NLA)
260914 PR
261014 (NLA)
261024 (NLA)
261664 (NLA)
394371 (NLA)
396960 (NLA)
397220 (NLA)
494034 (NLA)

Fig-5

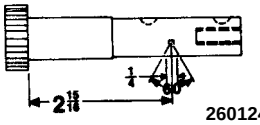

260124 (NLA)
261030 (NLA)
261691 (NLA)
491978 (NLA)
493547 PRO

Fig-6

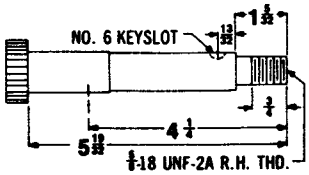

260133 (NLA)

Fig-7

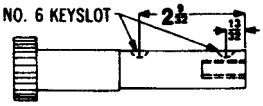

260159 (NLA)

Fig-8

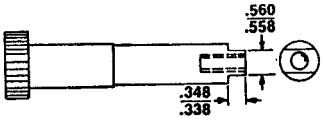

260197 (NLA)

Fig-9

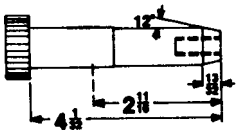

260204 (NLA)
261031 (NLA)

Fig-10

260207 (NLA)

Fig-11

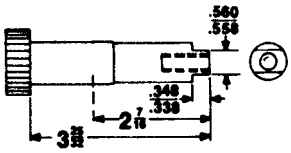

260214 (NLA)

Fig-12

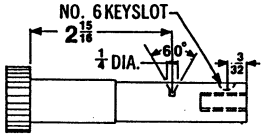

260233 (NLA)

Fig-13

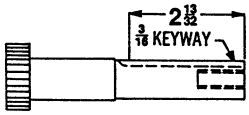

260235 (NLA)
261032 PV

Fig-14

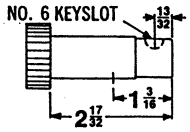

260237 (NLA)

Fig-15

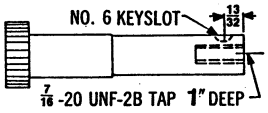

260238 (NLA)

Fig-16

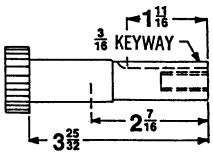

260319 (NLA)
261033 (NLA)

Fig-17

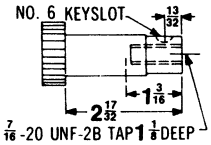

260370 (NLA)
261050 (NLA)
494375 PRO

Fig-1 BASIC

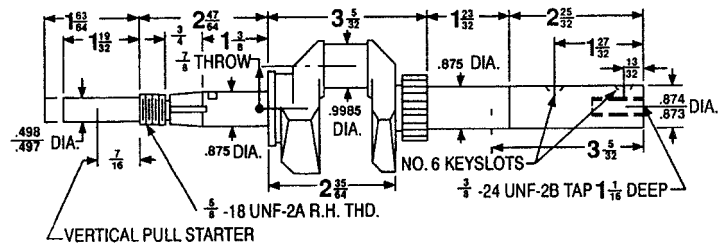

260095 (NLA)
260231 (NLA)
260911 (NLA)
261011 (NLA)
261021 (NLA)
261659 (NLA)
394030 (NLA)
396403 (NLA)
397218 (NLA)
493016 PRO

Fig-2

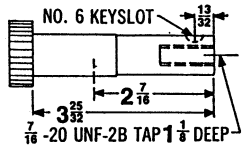

260371 (NLA)
261133 PV

Fig-3

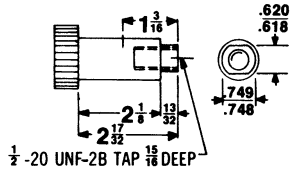

260400 (NLA)
261247 (NLA)

Fig-4

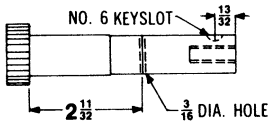

260405 (NLA)

Fig-5

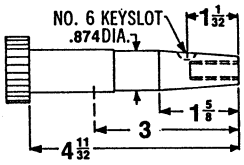

260411 (NLA)

Fig-6

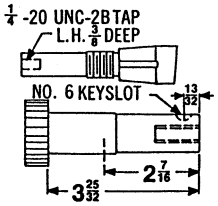

260416 (NLA)

Fig-7

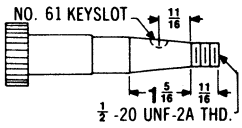

260426 (NLA)

Fig-8

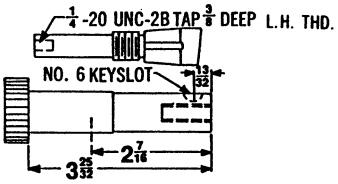

260451 (NLA)

Fig-9

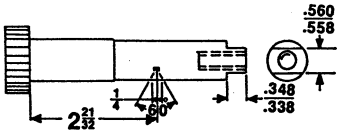

260502 (NLA)

Fig-10

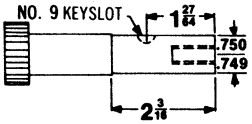

260535 (NLA)

Fig-11

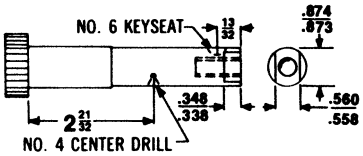

260670 PR
260915 PR

Fig-12

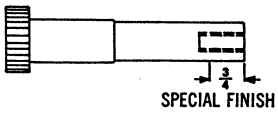

260839 (NLA)

Fig-13

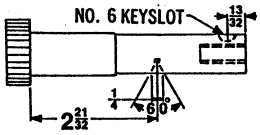

260956 (NLA)
260957 PR
261029 (NLA)
261052 (NLA)

Fig-14

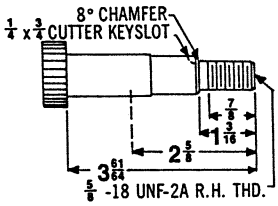

261237 PV

Fig-15

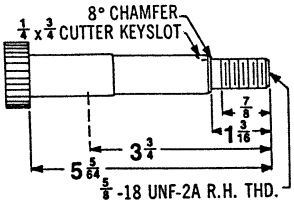

261238 (NLA)
261239 PR

Fig-16

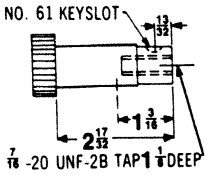

261292 PV

Fig-17

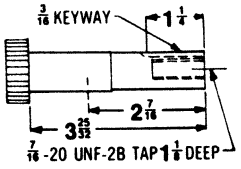

261293 PV

Fig-1 BASIC

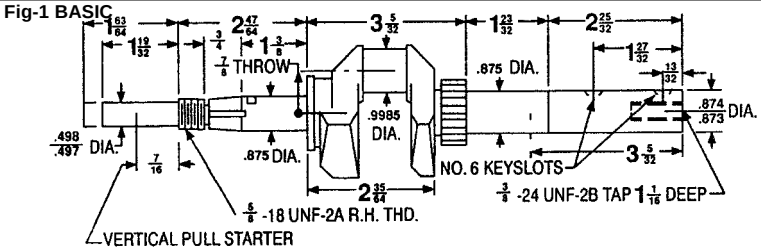

260095 (NLA)
260231 (NLA)
260911 (NLA)
261011 (NLA)
261021 (NLA)
261659 (NLA)
394030 (NLA)
396403 (NLA)
397218 (NLA)
493016 PRO

Fig-2

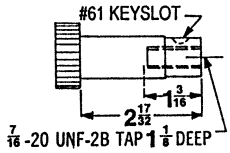

261335 PR

Fig-3

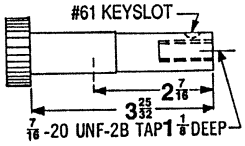

261415 PV

Fig-4

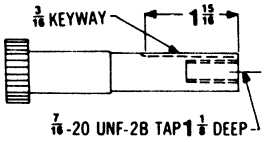

261417 (NLA)
494108 PVK
494109 PVO

Fig-5

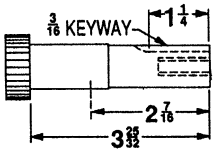

261902 (NLA)
261907 (NLA)
397223 (NLA)
492412 PVO
492413 PVK

Fig-6

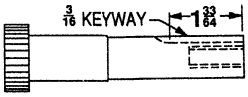

261987 (NLA)
397224 PRO

Fig-7

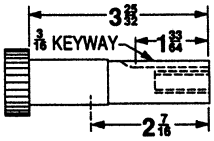

396226 PVM
397221 PVK
491377 PRK

Fig-8

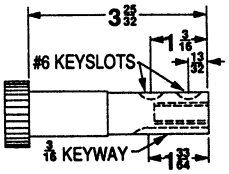

397049 PRK
492086 PRO

Fig-9

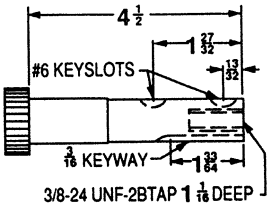

398930 PRK
492748 PRO

Fig-10

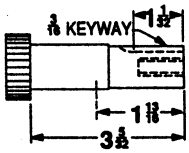

493552 (NLA)
494193 (NLA)

Fig-11

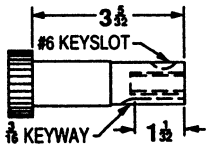

493846 (NLA)
690805 PRO

Fig-12

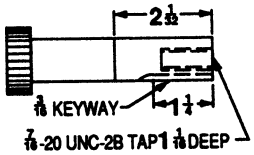

496069 PRO

Fig-13

Fig-14

Fig-15

Fig-16

Fig-17

Fig-1 BASIC

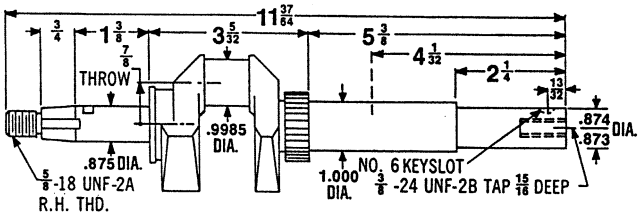

260083 (NLA)

Fig-2

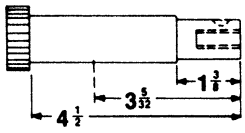

260223 (NLA)

Fig-3

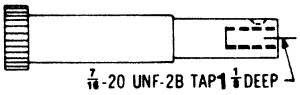

260393 (NLA)

Fig-4

Fig-5

Fig-6

Fig-7

Fig-8

Fig-9

Fig-10

Fig-11

Fig-12

Fig-13

Fig-14

Fig-15

Fig-16

Fig-17

Fig-1 BASIC

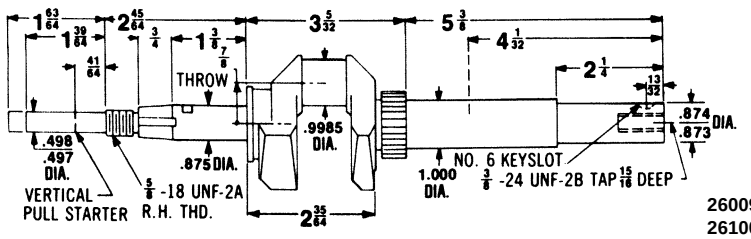

260099 PR
261006 (NLA)

Fig-2

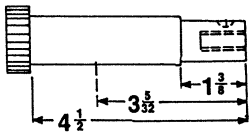

260224 PR
261007 PV

Fig-3

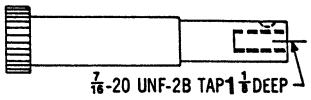

260241 (NLA)

Fig-4

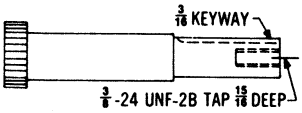

260402 (NLA)
261051 (NLA)

Fig-5

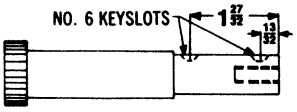

260601 (NLA)

Fig-6

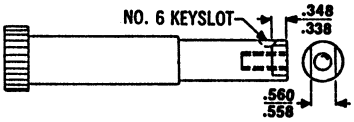

260686 (NLA)

Fig-7

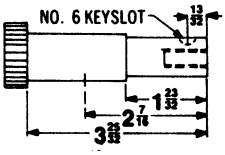

260856 PR
261028 (NLA)
261917 PRO

Fig-8

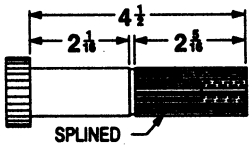

262339 PR

Fig-9

Fig-10

Fig-11

Fig-12

Fig-13

Fig-14

Fig-15

Fig-16

Fig-17

CRANKSHAFT IDENTITY

To determine the part number of a crankshaft, compare the crankshaft with the illustrations shown for the specified engine Model Series. Basic areas where dimensions are called-out in the illustrations are shown at right.

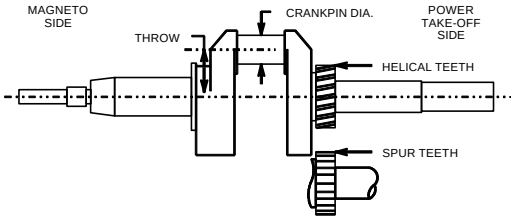

Crankshaft illustrations are grouped by model series and crankshaft orientation. Each group contains one or more complete illustrations of a standard crankshaft boxed by bold lines, and labeled as BASIC.

Any crankshafts which are dimensionally the same as the BASIC are displayed directly following, with only the dimensions that are different shown.

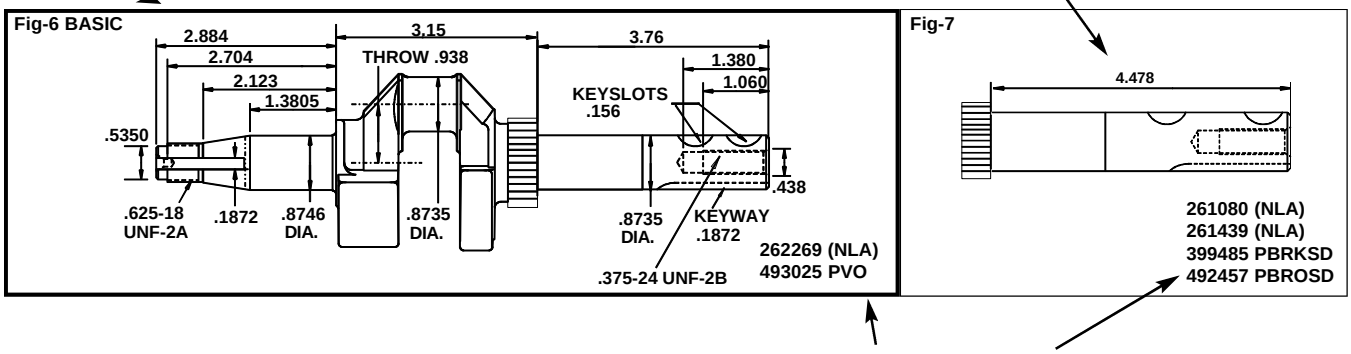

To order the crankshaft, the service number is located in the lower right hand corner of each box. If there is more than one service number listed, the part has been superseded. Review the other part number(s) listed. Check the abbreviations behind the number to determine the correct crankshaft.

LEGEND OF ABBREVIATIONS

The suffix following the part number indicates:

- **B** = Ball bearing, power take-off side.
- **D** = Deep cover used with flange mount ball bearing or flange mount plain bearing and gear reduction engines.
- **E** = Electric starter engine.
- **F** = Ball bearing, magneto side.
- **G** = Gear reduction.
- **J** = Special crankshaft counterweight.
- **K** = With plunger flat - fixed or loose timing gear included. (**NOTE:** if no plunger flat, Magnetron® module might be included.)
- **L** = Pressure lubrication.
- **M** = No plunger flat - timing gear <u>not</u> required (2-cycle) or loose timing gear <u>not</u> included - Magnetron® module <u>not</u> included.
- **N** = Needle bearing, magneto side.
- **(NLA)** = Crankshaft is illustrated for identification, but this part number is no longer available from factory. See illustrations for possible replacement.
- **O** = No plunger flat - fixed or loose timing gear included - Magnetron® module <u>not</u> included.
- **P** = Plain bearing.
- **R** = Rewind starter engine.
- **S** = Standard plain bearing cover.
- **V** = Vertical pull starter engine.
- **Y** = With plunger flat - loose timing gear <u>not</u> included.

The dimension from end of crankshaft to dotted line indicates the distance from the end of the crankshaft to:

(a) Oil seal on plain bearing horizontal crankshaft engines.
(b) Mounting face of sump on vertical crankshaft engines.
(c) Flange mounting face on horizontal crankshaft engines.
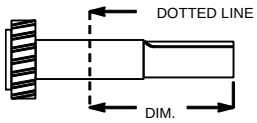
NOTE: All crankshaft power take-off tapers are, unless noted, 2-1/4 inches per foot.