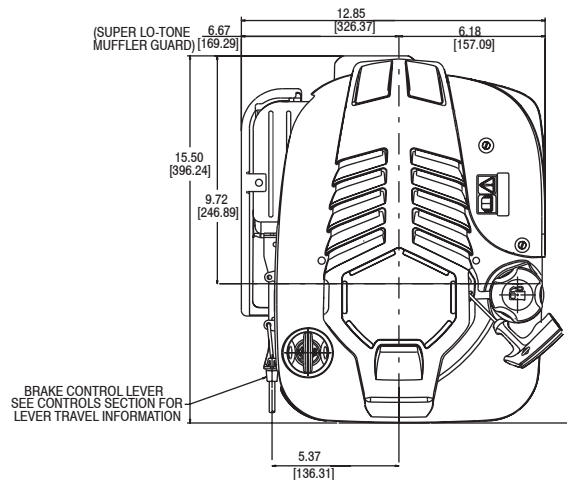
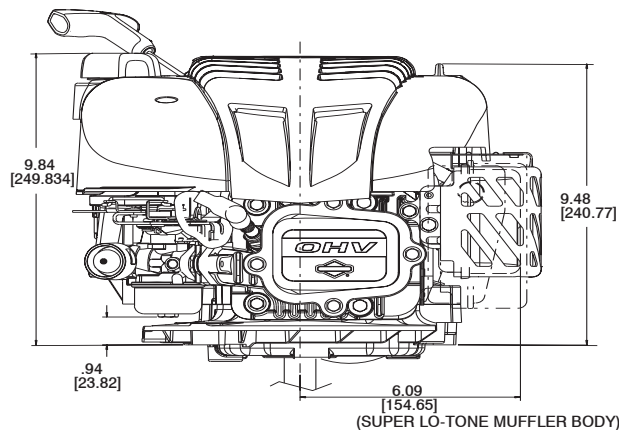
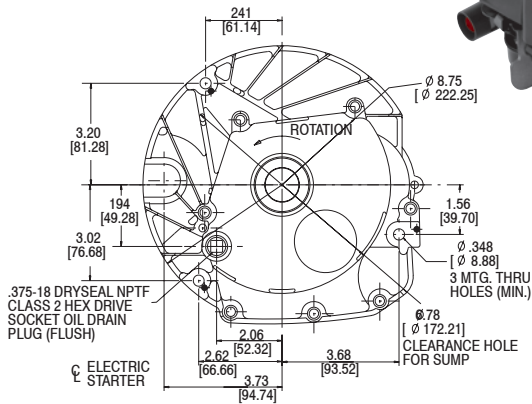


8.75 Gross Torque 190 CC

Bore 2.69 in. (68.3 mm)

Stroke 2.04 in. (51.8 mm)

Oil Capacity 20-22 fl. oz. (0.59 - 0.65 L)



Features:

- Kool Bore™ Aluminum alloy bore for cooler operation
- One-Start™ float carburetor assures consistent one-pull starts
- Large rewind starter reduces pulling effort for easy starts
- Maintenance-free Magnetron® electronic ignition for quick, dependable starts
- Mechanical torque control for additional power
- Composite camshaft and aluminized Lo-Tone muffler for quiet operation
- Dual-Clean™ air cleaner pleated paper filter with a foam pre-cleaner ensures maximum protection for extended engine life
- Overhead valve design (OHV) for cooler operation and longer valve life
- Buyer protection package provides two-year consumer engine warranty

Model Type	Shipping Weight	Crankshaft	Crankshaft (P.T.O.) Extension	Dimension	Starter Position	Ext. Starter Rope	Governor	Controls	Primer Carburetor	Heavy Flywheel	Oil Pump w/Filter	Fuel Tank (Quarts)	Top Governor Speed	Notes
12S502														
0005	35	691457	Tapped 3/8-24, 2 WK & Keyway, 7/8" dia.	3-5/32(b)	6	X	M	R/MF	X	X		1.6	3100	
0015	33	691457	Tapped 3/8-24, 2 WK & Keyway, 7/8" dia.	3-5/32(b)	6	X	M	R/MF	X			1.6	3100	▼
0021	30	693291	Tapped 3/8-24, 2 WK & Keyway, 7/8" dia.	2-7/16(b)	6	X	M	R/MF	X			1.6	3100	▼
0025	33	691456	Tapped 3/8-24, 2 WK & Keyway, 25mm dia.	3-5/32(b)	6	X	M	R/MF	X			1.6	3100	▼
12S507														
0060	32	691457	Tapped 3/8-24, 2 WK & Keyway, 7/8" dia.	3-5/32(b)	6	X	M	R/MF	X			1.6	3100	▼ ■
0062	32	691456	Tapped 3/8-24, 2 WK & Keyway, 25 mm dia.	3-5/32(b)	6	X	M	R/MF	X			1.6	3100	▼ ■
12S512														
0118		691457	Tapped 3/8-24, 2 WK & Keyway, 7/8" dia.	3-5/32(b)	5		M	R/MF	X	X		1.6	3700	

▼ The features on this engine are designed to meet Section 1205.5 of the Consumer Product Safety Commission Safety Standards.

■ Engine equipped with 12 Volt Gear Drive Starter and .5 Amp DC Alternator.