

16 HP **ELS**™

Model Series 28CH00

Displacement 28.4 cu. in. (465 cc)

Bore 3.44 in. (87.3 mm)

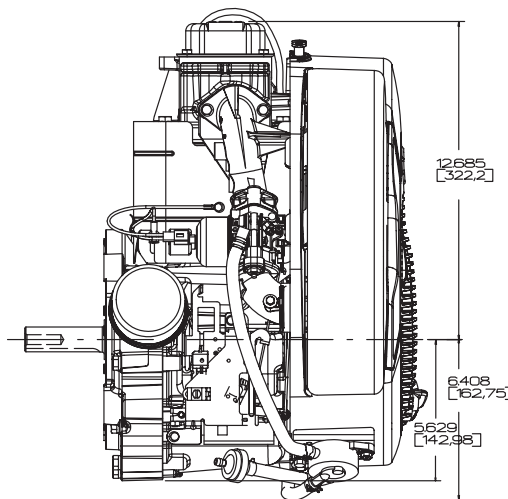
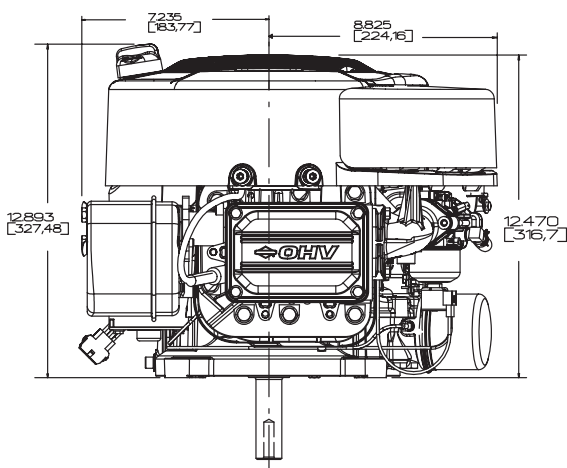
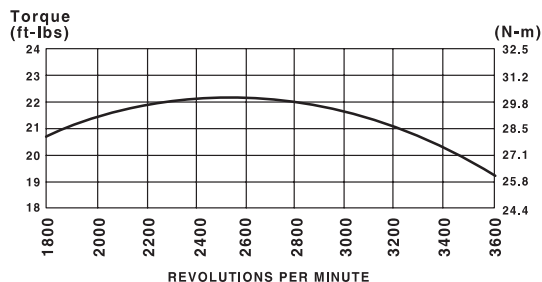
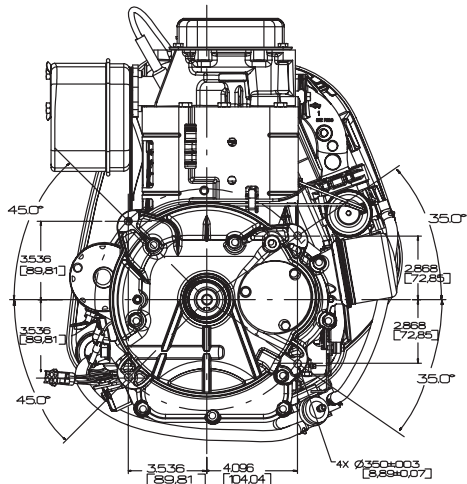
Stroke 3.06 in. (77.7 mm)

Oil Capacity 48 fl. oz. (1.4 l)



Features:

- Extended Life Series
- Dura-Bore™ cast iron cylinder sleeve for extended life
- Float carburetor for consistent easy starting
- Maintenance-free Magnetron® electronic ignition for quick, dependable starts
- Premium air cleaner has three times the cleaning capacity for superior protection
- Overhead valve design (OHV) for cooler operation and longer valve life
- Buyer protection package provides two-year consumer engine warranty
- Premium oil filter
- Platinum spark plugs for extended life
- Patented linear balancing system provides smoother performance



Model Type	Shipping Weight	Crankshaft	Crankshaft (P.T.O.) Extension	Dimension	Starter Position Bolt-On/Changeable	Ext. Oil Fill & Dipstick	Governor	Controls	Pulse Fuel Pump	Oil Pump with Filter	Choke-A-Matic®	Ground Wire Terminal	Fuel Tank (Quarts)	Top Governor Speed	Notes
28CH77															
0036	90	697516	Tapped 7/16-20, Keyway, 1" dia.	3-5/32(b)	X	M	R	X	X	X	X	■	3300	▼	

■ Fuel tank omitted.

▼ Engine equipped with 12 Volt Gear Drive Starter and 9 Amp DC Alternator.