

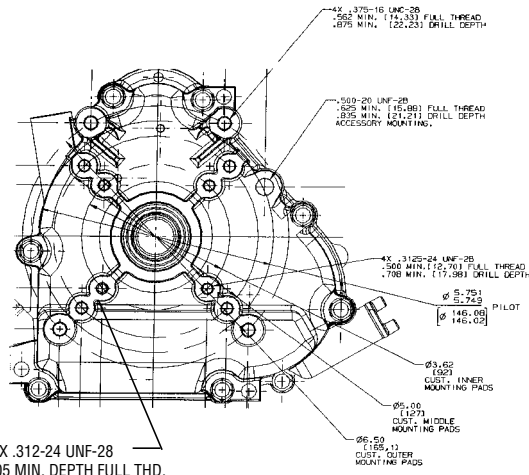
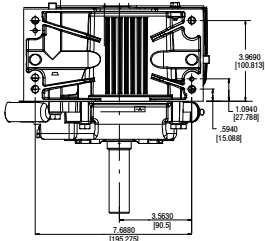
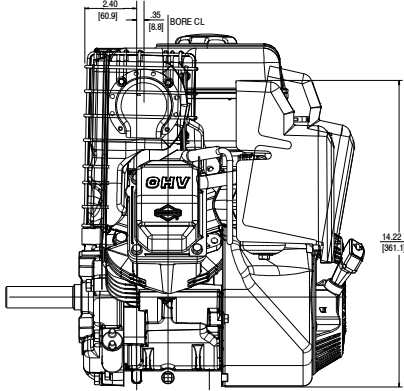
# 14.50 Gross Torque 305 CC

Bore 3.12 in. (79.2 mm)  
Stroke 2.44 in. (61.9 mm)  
Oil Capacity 26-28 fl. oz. (0.77 - 0.83 L)

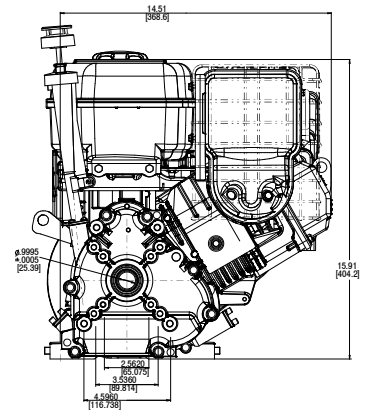


## Features:

- Dura-Bore™ cast iron cylinder sleeve for extended life
- Maintenance-free Magnetron® electronic ignition for quick, dependable starts
- Dual-Clean™ air cleaner pleated paper filter with a foam pre-cleaner ensures maximum protection for extended engine life
- Overhead valve design (OHV) for cooler operation and longer valve life
- Buyer protection package provides two-year consumer engine warranty



4X .312-24 UNF-28  
.750 19.05 MIN. DEPTH FULL THD.  
ON Ø5.000 127.00 B.C.



To make the center line of crankshaft the same as 190000 and 250000 Model Series, order 695154 spacer kit.

Model Type	Shipping Weight	Crankshaft	Crankshaft (P.T.O.) Extension	Dimension	Starter Position Bolt-On/Changeable	Governor	Controls	Flange Mtg.	Manual Choke	Remote Stop Switch	Oil Gard	Fuel Tank (Quarts)	Top Governor Speed	Notes
<b>205332</b>														
0535	52	794719	Threaded 1-14, 1" tapped length	3-21/32(c)	10:30	M	AG/R/MF	X	X	X		4	3600	•
0536	52	794716	1" dia., Keyway, tapped 3/8-24	2-29/32(c)	10:30	M	AG/R/MF	X	X	X		4	3600	•
0537	54	794717	1" dia., Keyway, tapped 7/16-20	3-21/32(c)	10:30	M	AG/R/MF	X	X	X	X	4	3600	• □
0538	63	794718	Tapered, tapped 5/16-24	4-11/32(c)	10:30	M	AG/R/MF	X	X	X		4	3750	•
0563	65	794720	3/4" dia., 3/16 Keyway, tapped 3/8-24	2-21/32(c)	10:30	M	AG/R/MF	X	X	X		4	3600	•
<b>205337</b>														
0533	69	794720	3/4" dia., 3/16 Keyway, tapped 3/8-24	2-21/32(c)	10:30	M	AG/R/MF	X	X	X		4	3600	• □
0541	71	794716	1" dia., Keyway, tapped 3/8-24	2-29/32(c)	10:30	M	AG/R/MF	X	X	X		4	3600	• ◆
0542	62	794717	1" dia., Keyway, tapped 7/16-20	3-21/32(c)	10:30	M	AG/R/MF	X	X	X	X	4	3600	• ◆ □
<b>205352</b>														
0549	65	794721	6 to 1 gear reduction ccw rotation gear shaft, 1" dia Keyway	3-1/8(a)	10:30	M	AG/R/MF		X	X		4	3600	
<b>205357</b>														
0550	84	794721	6 to 1 gear reduction ccw rotation gear shaft, 1" dia Keyway	3-1/8(a)	10:30	M	AG/R/MF		X	X		4	3600	◆

◆ Engine equipped with 12 Volt Gear Drive Starter and 10 Amp DC Alternator with Starter Panel Assembly.  
□ Engine equipped with 12 Volt Gear Drive Starter and 3 Amp DC Alternator. □ DU bearing Magneto Side • Ball bearing PTO