

# 22 HP INTEK™ Model Series 407500



Displacement 40.00 cu. in. (656 cc)

Bore 2.97 in. (75.4 mm)

Stroke 2.89 in. (73.4 mm)

Oil Capacity

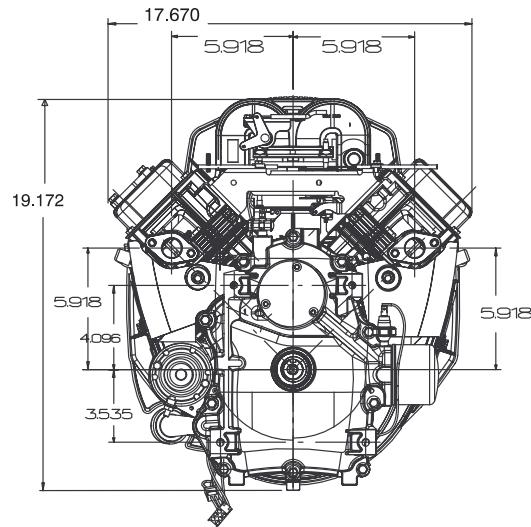
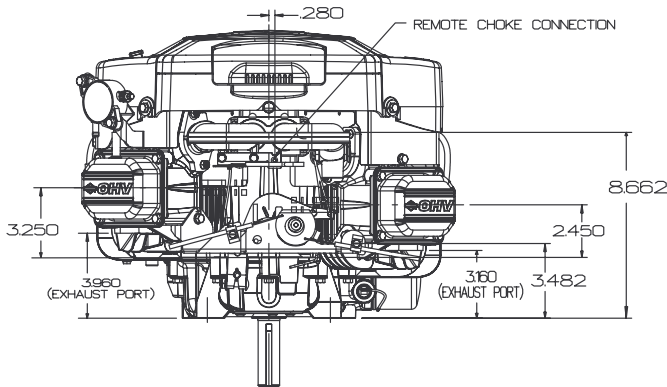
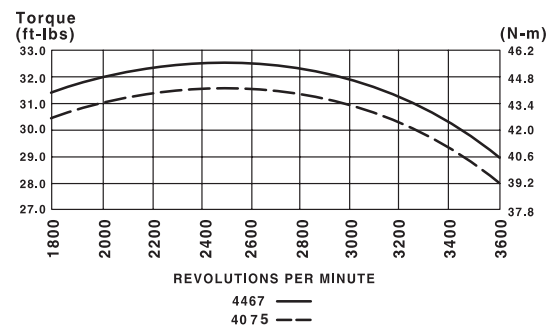
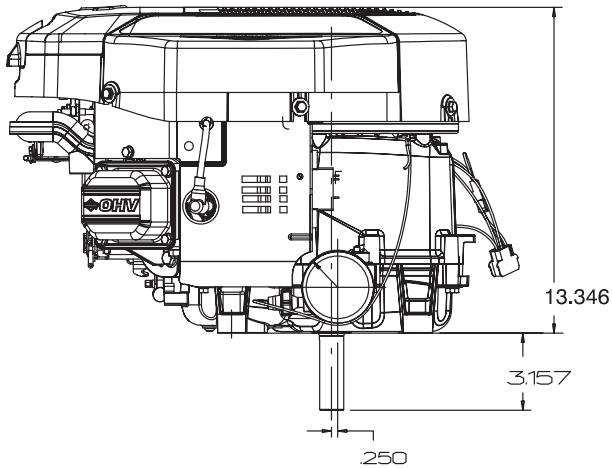
60 fl. oz. (1.8 l) w/o Filter

64 fl. oz. (1.9 l) w/Filter



## Features:

- Dura-Bore™ cast iron cylinder sleeve for extended life
- Dependable float feed type carburetor with integral fuel pump for remote mount fuel tank
- Maintenance-free Magnetron® electronic ignition for quick, dependable starts
- Dual-Clean™ air cleaner pleated paper filter with a foam pre-cleaner ensures maximum protection for extended engine life
- Full pressure lubrication with spin-on oil filter assures controlled lubrication for extended component life
- Overhead valve design (OHV) for cooler operation and longer valve life
- Buyer protection package provides two-year consumer engine warranty



Model Type	Shipping Weight	Crankshaft	Crankshaft (P.T.O.) Extension	Dimension	Starter Position Bolt-On/Changeable	Governor	Controls	Exhaust System	Fuel Tank (Quarts)	Ground Wire Terminal	Ext. Oil Fill & Dipstick	Oil Pump w/Filter	Remote Choke	Top Governor Speed	Notes
40757															
0025	691046	Tapped 7/16-20, Keyway, 1" dia.		3-5/32(b)	M	R	• ■	X X X X X	X X X X X	X X X X X	X X X X X	X X X X X	3300	▼	
0026	691047	Tapped 7/16-20, Keyway, 1-1/8" dia.		4-5/16(b)	M	R	• ■	X X X X X	X X X X X	X X X X X	X X X X X	X X X X X	3300	†	
0027	691046	Tapped 7/16-20, Keyway, 1" dia.		3-5/32(b)	M	R	• ■	X X X X X	X X X X X	X X X X X	X X X X X	X X X X X	3300	†	

• Exhaust manifold and muffler omitted. ■ Fuel tank omitted. † Engine equipped with 12 Volt Gear Drive Starter and 16 Amp DC Alternator.  
▼ Engine equipped with 12 Volt Gear Drive Starter and dual circuit Alternator. (3 AMP AC - 5 AMP AC)