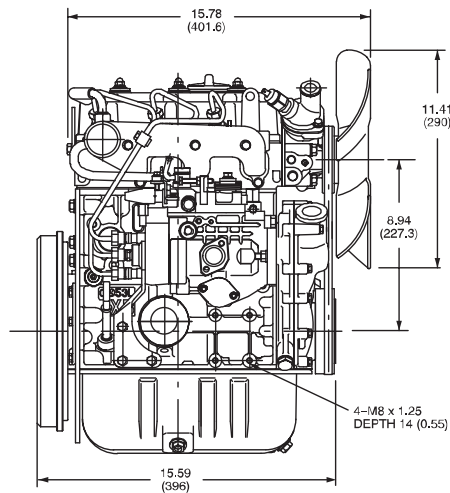
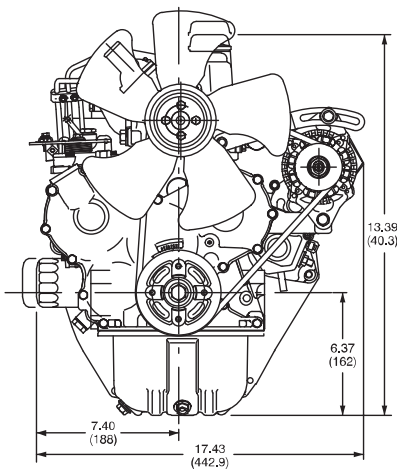


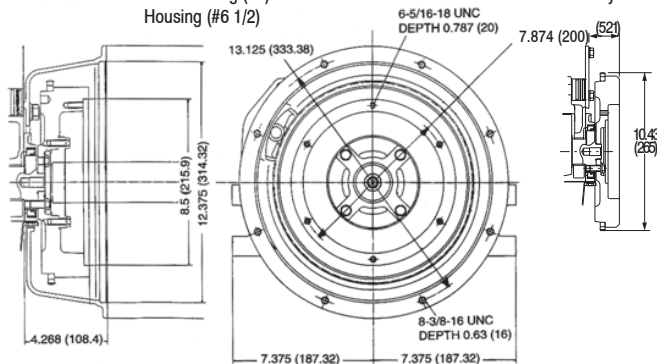
Model-Type	432447-0205	522447-0105	582447-0205
<b>Number of cylinders</b>	3 in-line	3 in-line	3 in-line
<b>Bore x stroke</b> [mm (in)]	68 x 64	68 x 78	72 x 78
<b>Displacement</b> [cc (cu in)]	697 (42.5)	850 (51.8)	952 (58.1)
<b>Horsepower</b>	18.0	23.6	26.5
<b>Dry weight</b> [kg (lb)]	82 (180)	84 (185)	84 (185)
<b>Direction of rotation</b>	Counterclockwise (looking at flywheel)		
<b>Lubricating system</b>	Pressure feed with spin-on oil filter		
<b>Engine oil capacity</b> [ltr (qtr)]	3.0 (3.2)	3.0 (3.2)	3.0 (3.2)
<b>Cooling system</b>	Liquid-cooled including water pump and fan (radiator optional)		
<b>Alternator</b>	12-40 Volt, 40 Amp		
<b>Starter</b>	12 Volt, 1.0 kw		
<b>Shipping Weight</b> [kg (lb)]	95 (210)	95 (210)	129 (285)

### Base Engine



SAE Housing (#5)  
Housing (#6 1/2)

Standard Flywheel



Specifications, dimensions and/or outputs are subject to change without notice.  
All shipping weights are approximate