


4.75 Gross Torque 148 CC

Bore 2.56 in. (65.1 mm)

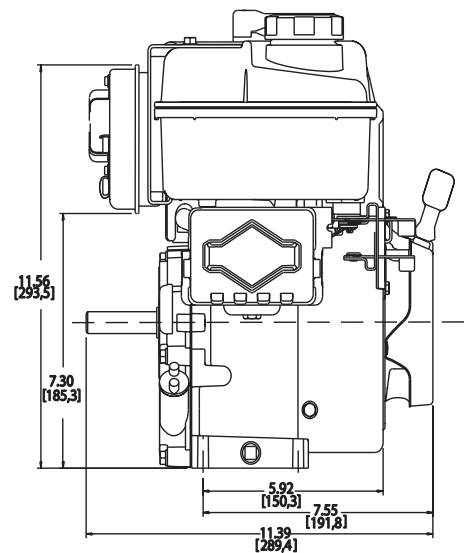
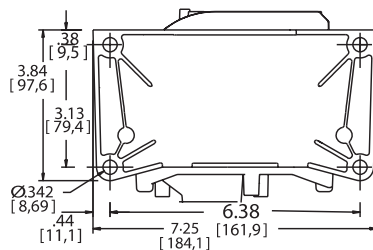
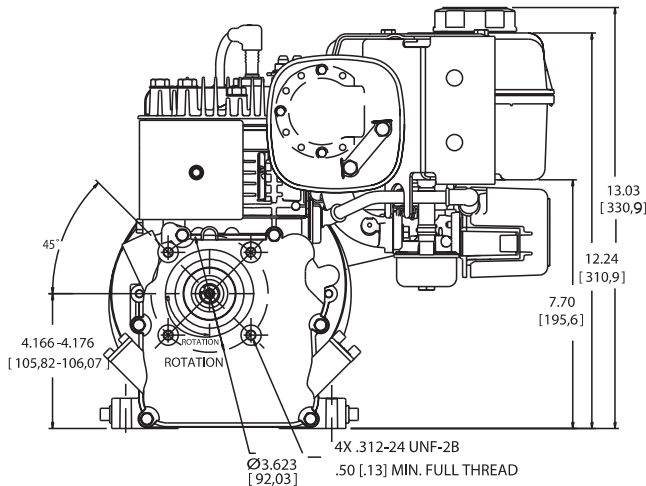
Stroke 1.75 in. (44.4 mm)

Oil Capacity 18-20 fl. oz. (0.53 - 0.59 L)



Features:

- Dura-Bore® cast iron cylinder sleeve for extended life
- Float carburetor for consistent, easy starting
- Maintenance-free Magnetron® electronic ignition for quick, dependable starts
- Maxi-Clean™ automotive-type pleated paper air filter provides superior protection for long engine life
- Buyer protection package provides two-year consumer warranty



Model Type	Shipping Weight	Crankshaft	Crankshaft (P.T.O.) Extension	Dimension	Starter Position	Oil Filler & Drain	Governor	Controls	Choke-A-Matic®	Manual Choke	Fuel Tank (Quarts)	Ground Wire Terminal	Accessory Mtg. Boss	Heavy Flywheel	Top Governor Speed	Notes
94032																
0535	30	792229	3/4" dia., Keyway, tapped 5/16-24	2-27/64(c)	10	D	AV	AG/R/MF		X	2.2	X		X	3300	*
0536	29	792228	Threaded 5/8-18	2-27/64(c)	12	D	AV	AG/R/MF		X	2.2	X		X	4000	*
0538	25	793157	Tapered, tapped 5/16-24	2-13/16(c)	12	D	AV	AG		X	2.2	X	X	X	3800	*
0540	29	792226	5/8" dia., Keyway	2-27/64(c)	12	D	AV	AG/R/MF		X	2.2	X		X	3300	*
94052																
0549	34	792884	6 to 1 Gear reduction CCW rotation, Gear Shaft, 3/4" dia., Keyway	2(a)	12	D	AV	AG/R/MF		X	2.2	X		X	3300	†

* Ball Bearing - PTO side only † Gear reduction at 9 o'clock position.