

4 HP *Sprint*[™] Model Series 9M900



Displacement 9.02 cu. in. (148 cc)

Bore 2.56 in. (65.1 mm)

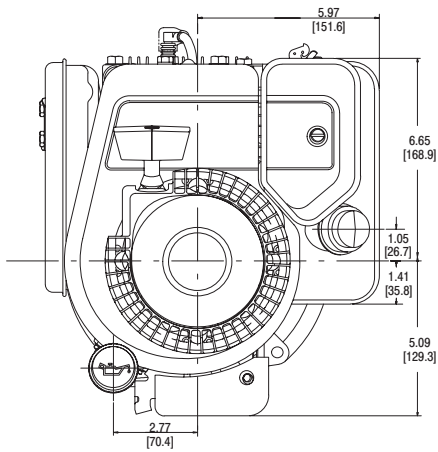
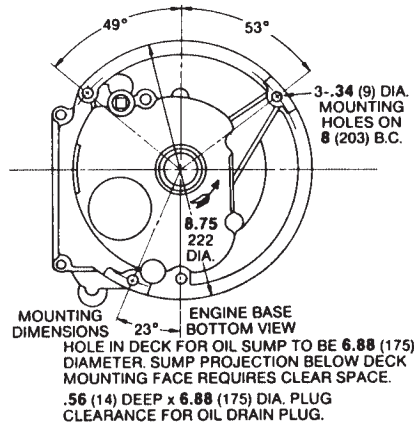
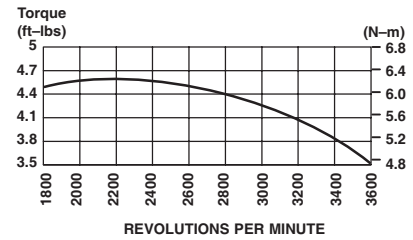
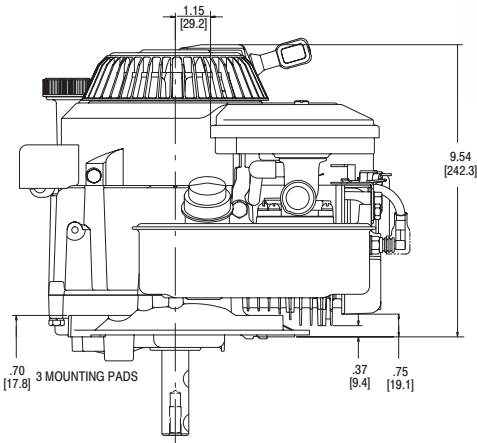
Stroke 1.75 in. (44.4 mm)

Oil Capacity 20 fl. oz. (0.59 l)



Features:

- Aluminum alloy bore for cooler operation
- Prime 'N Pull Easy Starting System[™] pumps the right amount of gas to carburetor for easy one-pull starts
- Maintenance-free Magneton[®] electronic ignition for quick, dependable starts
- Mechanical compression release for smooth, quick starting
- Lube-Power[™] gear-driven lubrication system bathes all internal engine parts with oil all the time
- Reusable foam element air cleaner protects engine from dirt for long life
- Large rewind starter reduces pulling effort for easy starts
- Mechanical torque control for additional power



Model Type	Shipping Weight	Crankshaft	Crankshaft (P.T.O.) Extension	Dimension	Starter Position	Ext. Starter Rope	Governor	Controls	Primer Carburetor	Heavy Flywheel	Fuel Tank (Quarts)	Top Governor Speed	Notes
9M902													
0015	20	692990	Tapped 3/8-24, 2 WK and 3/16 Keyway, 7/8" dia.	3-5/32(b)	5	X	M	MF/R	X	1	3200	◆	
0016	20	691475	Tapped 3/8-24, 2 WK, and 3/16 Keyway, 7/8" dia.	2-7/16(b)	5	X	M	MF/R	X	1	3200	◆	
0018	20	692991	Tapped 3/8-24, WK, and 3/16 Keyway, 7/8" dia.	1-13/16(b)	5	X	M	MF/R	X	1	3200	◆	

◆ The features on this engine are designed to meet Section 1205.5 of the Consumer Product Safety Commission Safety Standards.